



FastStream SC Firmware Release v4.00

1. General Release Information

These product release notes define the new features, changes, known issues and release details that apply to the FastStream SC firmware version 4.00, which was released on 10/14/2010.

2. Changes

- **Version 4.00 (Released 10/14/10)**
 - **New Products**
 - **The FastStream family has been upgraded with new models which add on to the robust feature set of the FastStream product line. These products include:**
 - **FastStream SC 5550 / 5550E** – An updated version of the FastStream 5500 with new features outlined below. The 5550 supports up to 64 SAS and SATA disk drives and provides 4Gb Fibre Channel host connectivity
 - **FastStream SC 8250 / 8250E** – An updated version of the FastStream 8200 with new features outlined below. The 8250 supports up to 128 SAS and SATA disk drives and provides 6Gb SAS host connectivity
 - **FastStream SC 8550 / 8550E** – An updated version of the FastStream 8500 with new features outlined below. The 8550 supports up to 128 SAS and SATA disk drives and provides 8Gb Fibre Channel host connectivity
 - **New Model Features**
 - **CacheAssure™** is a maintenance-free flash-based data protection module that safeguards against the loss of cached data even during catastrophic system failures. CacheAssure does not use a battery, provides lifetime backup of cached data, Immediate RAID protection is maintenance free and environmentally friendly. This feature is an optional add-on to the FastStream Storage Controller.
 - **Onboard Audible Alarm** – an audible alarm is not present to alert users of issues with the controller – this feature may be enabled or disabled from ExpressNAV or CLI
 - **Updated Flash ROM capacity** – increased ROM capacity to enable future feature which will provide dual flash ROMs for reliability while upgrading FastStream firmware
 - **Soft Power Reset (embeddable models only)** – allows customers to add a soft-click type reset to their enclosures which use the FastStream as their RAID controller
 - **New Internal SAS ports (embedded models only)** – updated ports to SFF-8087 customers will need to migrate over from the SFF-8484 connectors which were on the 5500, 8200 and 8500
- **Version 3.86 (Released 9/7/10)**
 - **New Firmware Features**
 - **Bug fixes to prevent issues to the SAN when an Apple Mac workstation with non-ATTO HBA's reboot while connected to the FastStream 8500 and 8550 only.**

- **Version 3.85 (Released 7/28/10)**

- **New Firmware Features**

- **Ability to disable/enable FUA Bit** to improve performance with SAS drives and certain applications like Assimilate Scratch. This addresses current customer issues with the 7500 and 8500 only.

- **Version 3.84 (Released 6/18/10)**

- **New Firmware Features**

- **DriveAssure™ Data Recovery Mode** allows access to data in offline RAID Groups via Basic and Extreme Recovery modes. Has the ability to force a rebuild to complete when errors are encountered on a member drive.

- **Incident Resolutions, Enhancements and Feature improvements**

- **Updated Fibre Channel and SAS firmware layer** to allow host and device connections to have the latest updates, fixes and features for FC and SAS
 - **FTP Timeout value setting** added to help users who use scripting to make sure a previous FTP session is closed before a new session is opened
 - **Duplicate retry messages removed from the log** to make it easier to troubleshoot any problems encountered in the field
 - **Updated SpeedRead and Rebuild priority** to be synergistic with ExpressSAS RAID – Rebuild ‘Equal’ priority is now ‘Same’ priority. SpeedRead Enabled is now ‘Always’, Disabled is now ‘Never’ and Auto is now ‘Adaptive’
 - **Removed Fibre Channel Hard Addressing** from ExpressNAV FC Hard Addressing is still available via the RAID CLI (Fibre Channel models only)
 - **Improved operation with Apple/LSI Fibre Channel HBAs** fixed issue where, upon reboot, some workstations may lose access to RAID Groups (Fibre Channel models only)

- **ExpressNAV Storage Manager Improvements**

- **Updated RAID Group wording** on the Manage Menu > RAID Groups
 - **Added Fan Speed and Temperature** to SES Elements Monitor page
 - **Updated help text** and added tool tips for many ExpressNAV functions
 - **Improved Partition creation functionality** can now split by count or size and also added a reset button to start creating partitions from scratch





Step 5: Select Partition option for the new RAID Group

Single Partition
 Partition By Count
 Partition By Size

A single partition is sufficient for most applications, however, breaking RAID Groups into multiple partitions can help to optimize storage utilization by providing dedicated RAID protected partitions for individual user applications.

Partitions

Partition Count (1 - 128): Create Reset 37.26 GB per partition

RAID Group Capacity	Partition Identifier	Partition Size
	0	37.26 GB
	1	37.26 GB
	2	37.26 GB
	3	37.26 GB

- **Modify Partitioning improved** – now easier to split and merge partitions after a RAID Group has been created
 - **Updated Initial Setup** menu to better identify creating RAID Groups and system processes

- **Combined Quick Digital and General Digital Video** one-button setups to create a more efficient Digital Video option
- **Added new information fields** when you hover over drives in when setting up a RAID Group or in the Drive Detail page. New fields include Disk Speed, Disk State, Device Type, LUN and RAID Group usage

3. Known Issues/Advisements

- When updating firmware from versions prior to v4.00 to version 4.00 the event log will be cleared, if you would like to retain your current event log, please backup the event log before flashing version 4.00.
- When using storage enclosures with LSI 12 port daisy-chained expanders, support is currently limited to two levels of expanders. This issue does not occur with other expander manufacturers.
- When using Internet Explorer 7 or 8 in Windows 2008 Server, javascript is disabled by default. The ExpressNAV Storage Manager requires this functionality to be enabled in the browser or else the buttons will not respond. Please enable within the security settings of IE7 and IE8.
- Seagate Barracuda AS Gen 11 disk drives are intended for desktop use. These drives are NOT recommended for use with the ATTO FastStream at this time. Affected models include ST3160813AS, ST3320613AS, ST3500320AS, ST3500620AS, ST3640323AS, ST3750330AS, ST3750630AS, ST31000333AS, ST31000340AS and ST31500341AS. Please visit ATTO or Seagate's website for more information and potential drive firmware updates.
- When connecting wide-ported SAS devices (RAID Arrays) to the FastStream, performance will be limited to the bandwidth single PHY per SAS connection (300 MB/sec). This issue does not occur when using JBOD storage with the FastStream
- When replacing the SAS cable on the 5500/7500/8500 models, drives may not show up in the ExpressNAV Storage Manager. Please power cycle the storage and FastStream to see attached drives.
- When using online capacity expansion, individual drives on the Health and Status Monitor page will show up as CONVRT 0% instead of online; drives and RAID groups will be online and accessible. A reboot of the FastStream will clear this status.
- BlockDevIdentify command does not work correctly for Fujitsu drives.
- Strange characters may be displayed on the finddevices.html ExpressNAV page – ID strings are not properly terminated.

4. Affected Products

Product Name	SKU	Firmware Filename
FastStream SC 5550	FSSC-5550-D00 / -DC0	SC555400.ima
FastStream SC 5550E	FSSC-5550-E00	SC555400.ima
FastStream SC 8250	FSSC-8250-D00 / -DC0	SC825400.ima
FastStream SC 8250E	FSSC-8250-E00	SC825400.ima
FastStream SC 8550	FSSC-8550-D00 / -DC0	SC855400.ima
FastStream SC 8550E	FSSC-8550-E00	SC855400.ima

5. Contacting ATTO Support

ATTO Technology, Inc. is renowned for its technical support services. ATTO's goal is to provide you the quickest response possible for your technical support needs, and is available Monday-Friday, 8:00 AM to 8:00 PM EST (except holidays and plant closings).

ATTO Technical Support can be contacted via phone or email:

- Phone: 716.691.1999 ext. 242
- E-Mail: techsupport@attotech.com